

Chief Judge Training



www.toastmasters.org

WHY DO WE HAVE CONTESTS?

- ▶ Who is the most important person at the contest?

The Contestant!

www.toastmasters.org

Agenda


- ▶ Purpose
- ▶ Qualifications for a Chief Judge
- ▶ General Procedure and Timeline
- ▶ Contest Materials
- ▶ Emergency Kit

www.toastmasters.org

Purpose of a Chief Judge

- ▶ Ensure that each contestant has a fair and equal chance to compete in a speech contest
 - **Know the contest rules**
 - Select competent and impartial judges
 - Be organized and prepared
 - Make sure all participants are briefed
 - Oversee the contest
 - Have fun!


www.toastmasters.org



Oversee the Contest

- ▶ Know the contest rules
 - Watch that the rules are being followed
 - **Read the Rulebook!!!!**
 - Contest Master is following **current D50** contest script
 - Experience is the same for all contestants
 - Announcing the names correctly
 - Table Topics question is the same for all
 - There is a minute of silence between each contestant
 - No photos before the end of the contest


www.toastmasters.org



Qualifications to be a Chief Judge

- ▶ Qualifications
 - Must be a member in good standing since the previous July 1 – Dues paid
 - Must be in a club in good standing – Active and Dues Paid
 - Are NOT a contestant in a Toastmaster contest

www.toastmasters.org



Qualifications to be a Chief Judge

- Must have previously judged a Toastmasters speech contest at the Area level
- CC/CTM or above to be Chief Judge at an area contest
- AC/ATM or above to be Chief Judge at a division or above contest
- Have attended District's Judging and Chief Judging training within the last three years


www.toastmasters.org



General Procedure

- ▶ Before Contest Season Starts
 - District Chief Judge requests volunteers to serve as Chief Judge for each contest
 - Sign Up Genius
 - District Chief Judge confirms contest Chief Judges
 - District Chief Judge sends out contact list of trained judges to the Chief Judges


www.toastmasters.org



General Procedure

- ▶ Before Contest Day
 - Chief Judge selects contest judges
 - For area contests: **5 judges plus one tiebreaker**
 - ▶ Alternative: have an equal number of judges from each club in the area
 - For division contests: **7 judges plus one tiebreaker**
 - Tiebreaker is known only to the Chief Judge
 - Keep in contact with the contest chair


www.toastmasters.org



General Procedure

- ▶ Finding Judges
 - District Chief Judge sends all Chief Judges a contact list for judges
 - It is the responsibility of the Contest Chief Judge to find judges
 - Use the contact list
 - SignUpGenius may already have judges
 - Area contests list 8 judges, select 6


www.toastmasters.org



General Procedure – Eligible Judges

- ▶ Verify each Judge meets the following qualifications
 - Must be a member in good standing
 - Dues paid
 - Must have completed at least six speeches in the *Competent Communication* manual
 - Is NOT a contestant in a Toastmasters contest
 - Is NOT a **member** of the club or area that is being represented by the contestant


www.toastmasters.org



General Procedure – Eligible Judges

- Must be from outside the area or division for which you are judging (depending on contest)
- Must have attended District Judge's Training within the last three years


www.toastmasters.org



General Procedure

- ▶ Before Contest Day
 - Contest chair send District Chief Judge date, time and location, along with contest flyer
 - Contest chair selects timers, ballot counters and sergeants at arms
 - Chief Judge contacts judges with location, map and flyer


www.toastmasters.org



General Procedure

- ▶ Before Contest Day
 - Chief Judge reconfirms judge attendance
 - Chief Judge contacts contest chair and contest master to see if they have any questions about procedure
 - Contest chair sends contestant names
 - Confirm the judges are not in a club with any contestant
 - Chief Judge prepares all forms
 - Senior 3 will bring a packet
 - Division Directors will have emergency kit
 - Print your own emergency kit for backup


www.toastmasters.org



General Procedure


- ▶ Before the program is printed
 - 1 – 2 days prior to contest the Contest Chair sends District Chief Judge, Contest Chief Judge, Quality Contest Chair, and PQD a copy of the program
 - Contest date, day and location
 - Contestant names do NOT have Toastmasters Educational Levels
 - Contestants are NOT listed anyplace else

www.toastmasters.org




General Procedure

- Evaluation Contest Test Speaker's name does NOT have a Toastmasters Educational Level or Speech Title
- Evaluation Contest Test Speaker does NOT belong to the same club as any of the contestants

www.toastmasters.org 


General Procedure

- ▶ Day of the Contest
 - Arrive early
 - Check in with Contest Chair – get judges gifts
 - Check that helpers are not from the same club

www.toastmasters.org 

General Procedure


- ▶ Locate briefing room/room for sequestering Contestants for Evaluation and Table Topics Contests
 - For contestants the room must be far enough away from the contest room to prevent hearing the contest
 - Enough chairs for contestants
 - Writing surface for Evaluation contestants

www.toastmasters.org 

General Procedure

- ▶ Verify Contest Chair has provided
 - US flag
 - Placed to the right of the lectern when facing the audience or center stage
 - 2 STOPWATCHES
 - 3 for Evaluation contests
 - Time indicators
 - Lights and/or cards
 - Cards must be supplied, for backup, if lights are used


www.toastmasters.org



General Procedure

- ▶ Contest Day
 - Review Contestant Eligibility and Originality form
 - Must have signature, name, club name, and contact information
 - If a contestant is in both contests, must fill out two forms
 - International Speech Contest requires at least six speeches in the *Competent Communication* manual
 - ▶ Exception: CHARTER member of a club CHARTERED less than one year before the club contest
 - Contest Chair conducts drawing for speaking position
 - ▶ There is a form for this
 - Review Audio Visual Release form


www.toastmasters.org



General Procedure


- Check with Contest Master
 - Brief audience about photos, cell phones, etc.
 - Observe minute of silence for the judges
 - Timers display red light at one minute
 - Introduce contestant as: name title title name
 - How to pronounce your name

www.toastmasters.org




General Procedure – Late Contestant

- ▶ What happens if a contestant is late?
 - Contestant must check in with Contest Chair
 - Contestant misses briefing
 - Contestant waives briefing and competes
 - Contestant arrives AFTER Contest Master is introduced (First Contest)
 - Contestant is disqualified
 - Alternate competes or club/area has no contestant

www.toastmasters.org 


General Procedure – Late Contestant

- Contestant must check in with Contest Chair
- Contestant (Second Contest) arrives BEFORE the break is over
 - Contestant waives briefing and competes
- Contestant arrives AFTER the Contest Master retakes the stage.
 - Contestant is disqualified
 - Alternate competes or club/area has no contestant

www.toastmasters.org 

General Procedure


- ▶ Perform briefings
 - Brief Timers
 - Checklist
 - Brief Judges
 - Checklist
 - Brief Ballot Counters
 - Checklist

www.toastmasters.org 

General Procedure

- ▶ Day of the Contest
 - Check that Contest Chair has briefed contestants and Sgt. At Arms
 - Obtain completed Contestant Eligibility forms from Contest Chair
 - Time permitting, attend the contestant briefing


www.toastmasters.org



General Procedure

- ▶ The Contest Begins
 - Chief Judge announces that the contest begins
 - Chief Judge oversees ballot counting
 - Chief Judge gives winners' names to the contest master
 - Chief Judge participates in debriefing


www.toastmasters.org



General Procedure

- Within 48 hours after contest – VIA EMAIL
 - Chief Judge provides contest results to District Chief Judge, contest chair, area and division director, Quality Contest Chair, District 50 Program Quality Director, and District Director
 - Include complete ranking of contestants (ALL CONTESTANTS)
 - ▶ See notification of contest winners form
 - Include list of judges
 - Chief Judge sends "Thank You" note to all judges

www.toastmasters.org



General Procedure – Briefing Timers

- ▶ Briefing Timers
 - Verify timers are from different clubs
 - Provide timing sheets (2) and review
 - Use 2 STOPWATCHES!
 - Timing begins with first word or deliberate gesture
 - DO NOT indicate disqualification in any way
 - Both timers record both times
 - Be available when contestants review speaking area
 - Verify lights or cards are easily seen by contestants

www.toastmasters.org



General Procedure – Briefing Timers

- Time the minute of silence – red light
- DO NOT time Indefinite Period of Silence
- Sign/initial the Timing Sheet
- Give the Timing Sheet to the Chief Judge ONLY
- Time the break

- Note: If using cards, make sure that the cards are held visibly and through the duration of the speech.

www.toastmasters.org



General Procedure – Counters

- ▶ Briefing Ballot Counters
 - Verify counters are from different clubs
 - Provide number of judges/ballots to collect
 - Indicate to Chief Judge how many ballots
 - Chief Judge collects tiebreaker ballot
 - “Madame/Mister Contest Master”
 - Go with Chief Judge to count ballots
 - RESULTS ARE CONFIDENTIAL


www.toastmasters.org



General Procedure – Judges Briefing

- ▶ Briefing Judges
 - Review qualifications
 - Sign eligibility form
 - Pass out ballots
 - Pass out gifts
 - Answer questions
 - Assign mentor to a first time chief judge


www.toastmasters.org



General Procedure – Judges Briefing

- Review briefing checklist with judges
- DO NOT:
 - Sit next to a contestant
 - Talk to a contestant
 - Consider timing
 - Be biased
- Judge based on judging criteria
- Judge each contestant individually


www.toastmasters.org



General Procedure – Judges Briefing

- List 1st, 2nd, and 3rd place names correctly
 - Tiebreaker lists ALL names in order
- Protests
 - Write PROTEST on the ballot
 - Follow Chief Judge out of room at end of contest
 - Continue judging as if there were no protest
- Check ballot before giving it to ballot counter
 - Verify the ballot was signed
- Do not dispose of any materials at contest location and keep results secret

www.toastmasters.org




General Procedure – Ballot Counting

- ▶ Ballot Counting
 - Chief Judge opens ballots
 - Check that ballots are correctly filled out
 - Check for Protests
 - Set aside tiebreaker ballot

www.toastmasters.org

General Procedure – Ballot Counting




COUNTERS TALLY SHEET
 This form is to be filled out by the Chief Judge and the Counter(s) for each ballot. It is used to record the number of votes for each contestant and the number of votes for each judge. The Counter(s) will write the number of votes for each contestant and the Chief Judge will write the number of votes for each judge. The Counter(s) will also write the name of the contestant and the Chief Judge will write the name of the judge. The Counter(s) will also write the name of the judge and the Chief Judge will write the name of the contestant. The Counter(s) will also write the name of the contestant and the Chief Judge will write the name of the judge. The Counter(s) will also write the name of the judge and the Chief Judge will write the name of the contestant.

- ▶ List contestant names
- ▶ List judges names
- ▶ One ballot counter reads
- ▶ One ballot counter writes numerical value
- ▶ Tally results
- ▶ Ballot counters switch
- ▶ Do it again

www.toastmasters.org

General Procedure – Ballot Counting



COUNTERS TALLY SHEET
 This form is to be filled out by the Chief Judge and the Counter(s) for each ballot. It is used to record the number of votes for each contestant and the number of votes for each judge. The Counter(s) will write the number of votes for each contestant and the Chief Judge will write the number of votes for each judge. The Counter(s) will also write the name of the contestant and the Chief Judge will write the name of the judge. The Counter(s) will also write the name of the judge and the Chief Judge will write the name of the contestant. The Counter(s) will also write the name of the contestant and the Chief Judge will write the name of the judge. The Counter(s) will also write the name of the judge and the Chief Judge will write the name of the contestant.

- ▶ Tiebreaker ballot used to break ties
 - Highest ranking gains contested place
- ▶ Check Timer form
 - Use most favorable time
- ▶ Chief Judge fills in results
- ▶ Ballot Counters verify names and initial form

www.toastmasters.org

General Procedure – Ballot Counting

NOTIFICATION OF CONTEST WINNER

Contest Name: _____

Contest Location: _____

Rank	Name	Area	Score	Comments
1st				
2nd				
3rd				
4th				
5th				
6th				
7th				
8th				
9th				
10th				

Signature: _____ Date: _____

- ▶ Fill out notification form
 - Rank all contestants
 - Information from Eligibility Form
 - Use form when sending information to district officers

www.toastmasters.org



General Procedure – Ballot Counting

Announcement of Winners

Chief Judge fills in form

Disqualifications

Mark contest and area

5 or more contestants

- 3rd, 2nd and 1st

4 or less contestants

- 2nd and 1st

Ballot Counters verify names and initial form

- ▶ Chief Judge fills in form
 - Disqualifications
 - Mark contest and area
 - 5 or more contestants
 - 3rd, 2nd and 1st
 - 4 or less contestants
 - 2nd and 1st
 - Ballot Counters verify names and initial form

www.toastmasters.org



General Procedure – Ballot Counting

- ▶ After second contest ballot counting
 - Chief Judge presents Announcement of Winners form to Contest Master

www.toastmasters.org



Break



www.toastmasters.org

General Procedure - Protests

- ▶ Protests
 - Eligibility, Timing, Originality
- ▶ Only contestants and judges can lodge protests
 - Prior to announcement of winner
- ▶ Protests are made to the Chief Judge OR the Contest Chair

www.toastmasters.org

General Procedure - Protests

- ▶ Originality
 - Contestants prepare their own speeches
 - No plagiarism
 - Must be substantially original
 - "Twenty-five percent or less of the speech may be devoted to quoting, paraphrasing, or referencing another person's content."
 - Must be properly cited

www.toastmasters.org

General Procedure - Protests

- ▶ Originality Protests
 - All judges are involved
 - The contestant has an opportunity to respond
 - Majority of voting judges required to disqualify
 - All decisions are final

www.toastmasters.org



Contest Materials - Provided by Senior 3

- ▶ Contest Materials needed for each contest
 - Judges Ballots – at least 10
 - Tiebreaker Ballots – at least 2
 - Judges Eligibility form – same number as judges
 - Timer Sheets – 2
 - Counters Tally Sheets – 2
 - Notification of Winners – 2
 - Announcement of winners – 1
 - 2017 Contest Rule Book
 - Chief Judge Checklist

www.toastmasters.org



Emergency Kit

- ▶ Emergency Kit
 - At least 1 copy of every form
 - Speaker Eligibility form
 - Audio and Video Release form
 - Contest Sign in sheet
 - Contestant Briefing Checklist
 - Contestant Drawing Form
 - Dignitary List
 - 2 Stopwatches (3 for evaluation contest)
 - Green, yellow, and red cards/folders

www.toastmasters.org




Emergency Kit

- ▶ Emergency Kit
 - US Flag
 - Envelopes
 - Pens
 - Scissors
 - Ruler/Straight Edge
 - Name tags
 - Clipboard (not all locations have writing surfaces)

Note: With an emergency kit, you qualify for a CL credit for helping to organize a contest


www.toastmasters.org



Judge Emergency Plan

- ▶ Contest Chief Judge does not have enough judges by 3 days before the contest
 - Contact the Contest Chair to help find one judge from each club that has a participating contestant
 - Chief Judge creates enough ballots and Judge Eligibility forms for the extra judges


www.toastmasters.org



Judge Emergency Plan


- ▶ Judge Selection Criteria
 - First Choice: Has had Judge Training
 - Second Choice: Toastmasters with AC or DTM
 - Third Choice: Toastmasters with CC
 - Fourth Choice: Toastmasters with 6 projects in CC manual
 - Fifth Choice: Toastmaster

www.toastmasters.org



Judge Emergency Plan


- ▶ Chief Judge:
 - Uses existing judges
 - ADDS one judge from each club
 - Result is more than five judges
 - Meets rule book requirements
 - Area contests require minimum of five judges and one tiebreaking judge
 - Use existing judges as mentors for any first-time judge

www.toastmasters.org 

Conclusion

Remember:

The contest is all about the contestant!

www.toastmasters.org 

References

- ▶ Toastmasters Resources – Speech Contests
 - <https://www.toastmasters.org/Resources/Contests/Speech-Contests>
 - Speech Contest Rulebook and Tutorials
- ▶ District 50 Toastmasters Website
 - <http://d50toastmasters.org/>
 - Contest dates and locations
 - <http://d50toastmasters.org/resources/contests.html>
- ▶ District 50 Toastmasters Facebook Page

www.toastmasters.org 

District 50 Chief Judge

Michelle Chadwick, ACS, ALB

Email
chiefjudge@d50toastmasters.org

Phone
972-571-0405

www.toastmasters.org

